

# XSD Schema validation for XML type export profiles

XML validation against XSD schema is useful when you want to make sure the generated XML file is in the right format.


XSD schema validating only with XML and XMLv2 output formats.

Creating a new export profile, select XML, or XMLv2 output format, and mark the checkbox for XSD validation.

## Advanced Settings

☒ Validate output XML against XSD schema

Every export profile will be validated against your uploaded XSD Schema. Available only for XML type export formats.


 Upload XSD Schema







Add new schemas by pressing "Upload SXD Schema". You can add as many files as you need.

## Advanced Settings

☒ Validate output XML against XSD schema

Every export profile will be validated against your uploaded XSD Schema. Available only for XML type export formats.

 Upload XSD Schema

<input type="radio"/>	pigult_validation.xsd		
<input type="radio"/>	test.xsd		
<input checked="" type="radio"/>	varle.lt.xsd		

All added schemas will be visible across all export profiles. You do not have to upload the same XSD file multiple times.

Setup an export profile and generate it. Validation results will be available in Reports tab.

Report file name	File size	Actions	Export File Name	File size	Actions
report_pigult_products_2020-06-30_13_02.txt	118.8799 KB		pigult_products_2020-06-30_13_02.xml	1.1378 MB	
report_pigult_products_2020-06-30_12_55.txt	568.8818 KB		pigult_products_2020-06-30_12_55.xml	1.0917 MB	

Left column is a report of errors after validation. Right column - the validated XML file.

Revision #2  
Created Tue, Jun 30, 2020 12:52 PM  
Updated Fri, Feb 26, 2021 1:09 PM by [Liudas](#)